

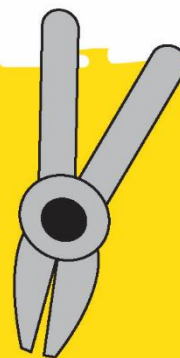



HAPPY HELPER

5 DAYS OF THEMED PRESCHOOL
SUMMER CAMP LESSONS

**BEST
DAY
EVER!**



Find more at:
BESTDAYEVER.FUN

HAPPY HELPERS

Happy Helpers is an interactive preschool lesson plan that encourages children to construct knowledge through meaningful play, thoughtfully planned activities, and active exploration of the environment. Children will be engaged in exciting lessons on our hometown heroes! While the lesson plan incorporates many different Pennsylvania Learning Standards, it focuses on the key learning areas of “Language and Literacy Development and Social and Emotional Development”. Specifically, children will engage in learning activities that meet the PA Standard Areas of Writing and Establishing and Maintaining Relationships.

.....

SCHEDULE

DAY 1

ARRIVAL ACTIVITY - FIREFIGHTER HATS	20 MINUTES
CIRCLE TIME	15 MINUTES
HANDS-ON ACTIVITY - TISSUE PAPER FLOWERS	20 MINUTES
BATHROOM BREAK	15 MINUTES
OUTSIDE PLAY - STOP, DROP, AND ROLL	30 MINUTES
SNACK	15 MINUTES
TABLE ACTIVITY - CHIEF BADGES	15 MINUTES
CENTER PLAY	30 MINUTES
STORY TIME	10 MINUTES
CIRCLE TIME - PICK UP	15 MINUTES

DAY 2

ARRIVAL ACTIVITY - ADHESIVE BANDAGES ART	20 MINUTES
CIRCLE TIME	15 MINUTES
THEMED ACTIVITY - DOCTOR HATS	20 MINUTES
BATHROOM BREAK	15 MINUTES
OUTSIDE PLAY - CHALK BODIES	30 MINUTES
SNACK	15 MINUTES
TABLE ACTIVITY - X-RAYS	15 MINUTES
CENTER PLAY	30 MINUTES
STORY TIME	10 MINUTES
CIRCLE TIME - PICK UP	15 MINUTES

DAY 3

ARRIVAL ACTIVITY - AMBULANCE CRAFT	20 MINUTES
CIRCLE TIME	15 MINUTES
HANDS-ON ACTIVITY - FIRST AID KIT	20 MINUTES
BATHROOM BREAK	15 MINUTES
OUTSIDE PLAY - SIRENS	30 MINUTES
SNACK	15 MINUTES
TABLE ACTIVITY - STETHOSCOPES	15 MINUTES
CENTER PLAY	15 MINUTES
STORY TIME	10 MINUTES

CIRCLE TIME - PICK UP

15 MINUTES

DAY 4

ARRIVAL ACTIVITY - SPARKLING TEETH

15 MINUTES

CIRCLE TIME

15 MINUTES

HANDS-ON ACTIVITY - OPEN WIDE

20 MINUTES

BATHROOM BREAK

15 MINUTES

OUTSIDE PLAY - NOODLE BALL

30 MINUTES

SNACK

15 MINUTES

TABLE ACTIVITY - TOOTHBRUSHES

15 MINUTES

CENTER PLAY

30 MINUTES

STORY TIME

10 MINUTES

CIRCLE TIME - PICK UP

15 MINUTES

DAY 5

ARRIVAL ACTIVITY - CONSTRUCTION BELT

20 MINUTES

CIRCLE TIME

15 MINUTES

HANDS-ON ACTIVITY - GARBAGE TRUCKS

20 MINUTES

BATHROOM BREAK

15 MINUTES

OUTSIDE PLAY - TRASH COLLECTORS

30 MINUTES

SNACK

15 MINUTES

TABLE ACTIVITY - MAIL CARRIER

15 MINUTES

CENTER PLAY

30 MINUTES

STORY TIME

10 MINUTES

CIRCLE TIME - PICK UP

15 MINUTES

MATERIALS LIST

- Glue
- Tape
- Crayons
- Scissors
- Stapler
- Pointer
- Flag
- Tools
- Blocks
- Chalk
- Markers
- Adhesive bandages
- Calendar
- Weather chart
- Cotton swabs
- Doctor's clothes
- Construction paper (black, white)
- Tissue paper
- Cardstock
- Firefighter equipment
- Straws
- Chenille stems
- Hot glue gun and glue sticks (Adult use only)
- Aluminum foil
- Pompoms
- First aid kit
- Toothbrushes
- Paint (white)
- Construction paper (pink)
- Beach ball
- Pool noodles
- Craft sticks
- Plastic animals
- Magnifying glasses
- Paper bags
- Optional: firefighter clothes
- Optional: doctor's equipment

SHOPPING LIST

<input type="checkbox"/>	_____	<input type="checkbox"/>	_____
<input type="checkbox"/>	_____	<input type="checkbox"/>	_____
<input type="checkbox"/>	_____	<input type="checkbox"/>	_____
<input type="checkbox"/>	_____	<input type="checkbox"/>	_____
<input type="checkbox"/>	_____	<input type="checkbox"/>	_____
<input type="checkbox"/>	_____	<input type="checkbox"/>	_____
<input type="checkbox"/>	_____	<input type="checkbox"/>	_____
<input type="checkbox"/>	_____	<input type="checkbox"/>	_____
<input type="checkbox"/>	_____	<input type="checkbox"/>	_____
<input type="checkbox"/>	_____	<input type="checkbox"/>	_____

DAY 1 – FIREFIGHTERS



ACTIVITY/CONCENTRATION

ARRIVAL ACTIVITY - FIREFIGHTER HATS

Hand each child the Firefighter Hat (provided in the Additional Resources). Advise them to color their hats. If possible, allow the children to cut the hats out. Help assemble the hats by extending paper around the children's heads and stapling the extenders.



DURATION/SCHEDULE

20 minutes – 9 to 9:20 a.m.



MATERIALS

- Crayons
- Scissors
- Stapler with staples
- Activity page: Firefighter Hat (provided in the Additional Resources)



LEARNER MODIFICATIONS



GOALS/OBJECTIVES

- Use hands, fingers, and wrists to manipulate objects
- Coordinate eye and hand movements to perform a task



STANDARDS

- 10.5 PK.A
- 10.5 PK.B



ACTIVITY/CONCENTRATION

CIRCLE TIME

- Attendance
- Weather
- Calendar
- Flag
- Discussion about firefighters. Ask the children what firefighters do. “What do they wear? Have you met one before? Do you know any firefighters? How do they keep all of us safe?”
- Share interesting facts about firefighters:
 - Firetrucks used to be painted black, not red.
 - Fire poles were invented for firefighters to get to the fire trucks quickly.
 - Before firetrucks were invented, they used horses to pull the fire safety equipment.
 - Firedogs (Dalmatians) were used to protect the horses from other animals when running to the emergency fires.
 - Women have been firefighters for over 200 years!